






Pocket Pump TOUCH Installation/Operation Caution Guide

The SKC Pocket Pump TOUCH (Model 220-1000TC) Intrinsically Safe/Sécurité Intrinsèque personal air sample pump was evaluated in accordance with the following standards:

- UL 913 STANDARD FOR INTRINSICALLY SAFE APPARATUS AND ASSOCIATED APPARATUS FOR USE IN CLASS I, II, III, DIVISION 1, HAZARDOUS (CLASSIFIED) LOCATIONS - Edition 8 - Revision Date 2015/04/28
- CSA C22.2 NO. 157-92 INTRINSICALLY SAFE AND NON-INCENDIVE EQUIPMENT FOR USE IN HAZARDOUS LOCATIONS - Edition 3 - Revision Date 2003/06/01
- CENELEC EN 60079-0 EXPLOSIVE ATMOSPHERES - PART 0: EQUIPMENT - GENERAL REQUIREMENTS - Edition N/A - Revision Date 2013/01/01
- CENELEC EN 60079-11 EXPLOSIVE ATMOSPHERES - PART 11: EQUIPMENT PROTECTION BY INTRINSIC SAFETY "i" - Edition N/A - Issue Date 2012/01/01
- IEC 60079-0 EXPLOSIVE ATMOSPHERES - PART 0: EQUIPMENT GENERAL REQUIREMENTS - Edition 6 - Revision Date 2014/10/01
- IEC 60079-11 EXPLOSIVE ATMOSPHERES - PART 11: EQUIPMENT PROTECTION BY INTRINSIC SAFETY "i" - Edition 6 - Revision Date 2014/10/01

MARKINGS


LISTED
E62011
 220-1000TC PocketPump, SKC Inc. SN YY9999
 Class I, Groups A, B, C, D; Class II, Groups E, F, G; Class III, T4;
 Class I, Zone 0, Group IIC T4; Exia -20°C ≤ T_a ≤ 45°C

 IECEx UL 16.0113
 DEMKO 16ATEX 1600
 0539

WARNINGS/ADVERTISSEMENT

- **WARNING:** Substitution of components may impair intrinsic safety.
ADVERTISSEMENT: La substitution de composants peut compromettre la Sécurité Intrinsèque.
 - **WARNING:** To prevent ignition of hazardous atmosphere, batteries must only be charged (removed and replaced) in an area to be known non-hazardous.
ADVERTISSEMENT: Afin de prévenir l'inflammation d'atmosphères dangereuses, ne changer les batteries que dans des emplacements désignés non dangereux.
 - **WARNING:** Use only SKC charger Cat. No. 220-300.
 - **WARNING:** Maximum charge input voltage U_m = 5.5V DC.
- ### CAUTIONS
- **CAUTION:** The battery used in this device may present a risk of fire or explosion when heated above 212 F (100 C) or incinerated. Replace battery with SKC Battery Pack Cat. No. P76303 only. Use of another battery may present a risk of fire or explosion.

Battery Pack Replacement

1. Turn off pump by pressing the Power On/Off button located on the top of the pump. The screen will go dark.
2. Use 1.5-mm hex key to loosen two screws on back of battery pack housing.
3. To remove battery pack, lift it up against belt clip. Once clear of case, pull away from pump case.
4. To install battery pack, align it with bottom of pump case and push it up against belt clip until battery pack presses easily into place. Ensure it fits flush with pump case. Use 1.5-mm hex key to tighten two screws on back of battery pack housing in alternating fashion.