



## Operating Instructions

863 Valley View Road, Eighty Four, PA 15330 USA  
Tel: 724-941-9701 • [www.skcinc.com](http://www.skcinc.com)



# MethAlert Colorimetric Wipe Kit for Methamphetamine Residues on Surfaces

Developed by the U.S. National Institute for Occupational Safety and Health (NIOSH), Centers for Disease Control (CDC), MethAlert colorimetric wipes are the fast way to determine if methamphetamine residue above 15  $\mu\text{g}$  is present on surfaces. MethAlert is ideal for use by health and safety professionals, industrial hygienists, social services, real estate agents, or anyone who needs to determine if methamphetamine residue is present on a specific surface.

## Using MethAlert

*See Cautions and Handling on pages 4-5 before proceeding.*

- ❗ **Store Step 1, Step 2, and Step 3 solutions at  $\leq 39.2$  F (4 C). See Storing on page 5.**
- ❗ **Keep solutions at  $\leq 39.2$  F (4 C) at all times. Pack in cooler with ice for field use. Cap tightly.**
- ❗ **Do not store MethAlert products with food.**

1. Put on clean gloves supplied in kit.  
 *Use new, clean gloves for each test.*
2. Place supplied wax paper on a level surface. Place test items (from bag) and bottles on wax paper.
3. Place template on test surface.  
 *SKC recommends adhering template to surface.*
4. Remove screw cap and adhesive foil seal from Step 1 Wetting Agent bottle. Insert and tighten spray nozzle. Prime spray bottle in waste can.
5. Remove gauze pad from package and spray gauze 2 times with Step 1 Wetting Agent at a distance of approximately 4 inches.



*Place items on wax paper.*




*Place template.*




*Spray 2 times with Step 1 Wetting Agent.*

6. Using firm hand pressure, collect the sample by wiping the surface inside the template with the moistened gauze pad in the following patterns:




6a. Left to right in a “W” pattern

and



6b. Left to right in a “Z” pattern

and



6c. Repeat left to right in a “W” pattern



***Do not trap or push surface residue under edges of template.***



***When wiping, orient the wipe to concentrate the sample in one area on the wipe. This will enhance color development.***

7. Place wipe (sample or dirty side up) in plastic tray.



*Place wipe (sample side up) in tray.*

8. Remove Step 2 Developer bottle from cold storage ( $\leq 39.2$  F [4 C]). Remove screw cap and adhesive foil seal and insert and tighten spray nozzle. Prime spray bottle in a waste can and then spray gauze 2 times at a distance of approximately 4 inches. Once complete, cap tightly and replace in cold storage ( $\leq 39.2$  F [4 C]).



***Keep Step 2 Developer sealed tightly and cold at all times.***



***Do not store MethAlert products with food.***

9. Remove screw cap and adhesive foil seal from Step 3 Developer bottle. Insert and tighten spray nozzle. Prime spray bottle in a waste can and then spray gauze 4 times at a distance of approximately 4 inches.



*Spray 2 times with Step 2 Developer.*



*Spray 4 times with Step 3 Developer.*

10. Observe gauze for color development. If methamphetamine residue is present above  $15 \mu\text{g}$ , a blue color will appear within 1 minute. Results will develop completely within 5 minutes. See *Reading MethAlert Results* on page 3.

11. Once test is complete, record wipe result (photograph if required), place disposable items in test packet bag, seal, and dispose of as hazardous materials. See *Disposing* on page 5.



*Place disposable items in resealable bag.*

- ❗ *Do not dispose of Step 1, Step 2, or Step 3 solutions, spray nozzles, or bottles unless empty or expired. Bottles contain enough solution for several tests.*
- ❗ *Store solutions at  $\leq 39.2$  F (4 C). Do not store with food.*
- 📁 *SKC recommends sealing the solution bottles tightly with the provided screw caps for transport and storage.*
- ❗ *Thoroughly wash exterior of bottles with soap and water before sampling at another site to avoid cross contamination.*

## Reading MethAlert Results

- The color bloom will be bright blue if methamphetamine residue is present in the range of 15 to 5000  $\mu\text{g}$  (see photos below).
- Positive color bloom intensity is directly proportional to the quantity of methamphetamine residue on the wipe (e.g., meth at 15  $\mu\text{g}$  would be a lighter blue than meth at 250  $\mu\text{g}$ ).
- Positive color bloom will last 15 to 20 minutes. Photograph results for permanent record, if required.



**Positive – bright blue color bloom**  
*Meth residue detected  
 between 15 and 5000  $\mu\text{g}$   
 (See Quick Guide for color.)*



**Negative – no blue color bloom**  
*Meth residue not detected  
 at 15  $\mu\text{g}$  lower limit of  
 visual identification*

## Interferences

MethAlert is designed to detect the presence of methamphetamine residue to a lower limit of visual identification of 15  $\mu\text{g}$  per wipe.

### Possible Positive Interferences

- MDMA (Ecstasy) – very dark/deep blue color reaction
- Ritalin® (Methylphenidate) – pale violet color reaction
- Methcathinone (Cat) – pale blue color reaction
- MDA (3,4-Methylenedioxymphetamine) – pinkish rose color reaction
- MDEA (Methyl diethanol amine) – deep blue to muddy brown at higher concentrations
- Some secondary amines can cause a color reaction

### Negative Interferences

There are no known negative interferences.

## Cautions and Notes

- ❗ *Store Step 1, Step 2, and Step 3 solutions at  $\leq 39.2$  F (4 C). See Storing on page 5.*
- ❗ *Keep solutions at  $\leq 39.2$  F (4 C) at all times. Pack in cooler with ice for field use. Cap tightly.*
- ❗ *Do not store MethAlert products with food.*
- ❗ *Do not spray or wipe solutions on skin (see Handling on page 5).*
- ❗ *Use gloves provided with kit when sampling and working with Step 1, Step 2, and Step 3 solutions.*
- ❗ *Use new, clean gloves for each test.*
- ❗ *Handling, storage, and disposal summaries for all materials are on page 5.*
- ❗ *Wear personal protective equipment (PPE) as required by the condition of the site, state meth sampling guidelines, handling information on page 5, and personal comfort level.*
- 📖 *MethAlert is a colorimetric test that provides an indication of the presence of methamphetamine residues on surfaces in the range of 15 to 5000  $\mu\text{g}$ . Results should not be used for clearance purposes.*
- 📖 *Use MethAlert on surfaces such as dash boards, steering wheels, countertops, doorknobs, wood floors, non-textured walls and ceilings, tables, chairs, animal fur, bathroom and kitchen fixtures (sinks, toilets, tubs/showers), appliances, curtains, and furniture. **Note:** Step 2 and 3 Developers may stain some fabrics.*

## MethAlert Colorimetric Wipe Kit Contents

- Step 1 Wetting Agent
- Step 2 Developer
- Step 3 Developer
- Spray nozzles
- Complete Operating Instructions
- Quick Guide instructions
- Test Packets, each in a resealable bag containing 1 each:
  - Gauze pad
  - Tray
  - Pair disposable gloves
  - 10 x 10-cm disposable template
  - Wax paper

# Handling, Storing, and Disposing of MethAlert Materials

## MethAlert Step 1 Wetting Agent

- Storing:** 1-year shelf-life at  $\leq 39.2$  F (4 C). Seal bottle with provided screw cap. Keep at  $\leq 39.2$  F (4 C) when not in use. Pack in cooler for field use. Do not store with food.
- Handling:** Wear gloves and safety glasses during use.
- Disposing:** Dispose of in accordance with federal, state, and local regulations.

*For more details, see Safety Data Sheet (SDS) for MethAlert at [www.skinc.com](http://www.skinc.com).*

## MethAlert Step 2 Developer

- Storing:** 6-month shelf-life at  $\leq 39.2$  F (4 C). Seal bottle tightly with provided screw cap. Must be kept at  $\leq 39.2$  F (4 C) at all times. Pack in cooler with ice for field use. Do not store with food.
- Handling:** Wear gloves and safety glasses during use. Avoid inhalation of mist and vapors.
- Disposing:** Dispose of in accordance with federal, state, and local regulations.

*For more details, see SDS for MethAlert at [www.skinc.com](http://www.skinc.com).*

## MethAlert Step 3 Developer

- Storing:** 6-month shelf-life at  $\leq 39.2$  F (4 C). Seal bottle tightly with provided screw cap. Must be kept at  $\leq 39.2$  F (4 C) at all times. Pack in cooler with ice for field use. Do not store with food.
- Handling:** Wear gloves and safety glasses during use.
- Disposing:** Dispose of in accordance with federal, state, and local regulations.

*For more details, see SDS for MethAlert at [www.skinc.com](http://www.skinc.com).*

## MethAlert Sampling Materials

*(Gloves, templates, plastic trays, gauze, and wax paper)*

- Storing:** Store in a dry location before use.
- Handling:** Wear gloves and safety glasses.
- Disposing:** After sampling, place materials in resealable test packet bag and dispose of as hazardous materials in accordance with federal, state, and local regulations.

*For more details, see SDS for MethAlert at [www.skinc.com](http://www.skinc.com).*



**Do not store MethAlert products with food.**

## Ordering Information

Description	Range of Identification	Cat. No./Qty.
MethAlert Colorimetric Wipe Kit*	15 to 5000 µg/100 cm <sup>2</sup>	560-001/12 tests

\* Kits ship overnight. Reagents are cold packed during shipping and must be kept at ≤ 39.2 F (4 C) when not in use. Avoid exposing reagents to temperatures above normal room temperature. Do not store with food.

## SKC Limited Warranty and Return Policy

SKC products are subject to the SKC Limited Warranty and Return Policy, which provides SKC's sole liability and the buyer's exclusive remedy. To view the complete SKC Limited Warranty and Return Policy, go to <http://www.skcinc.com/warranty>.



